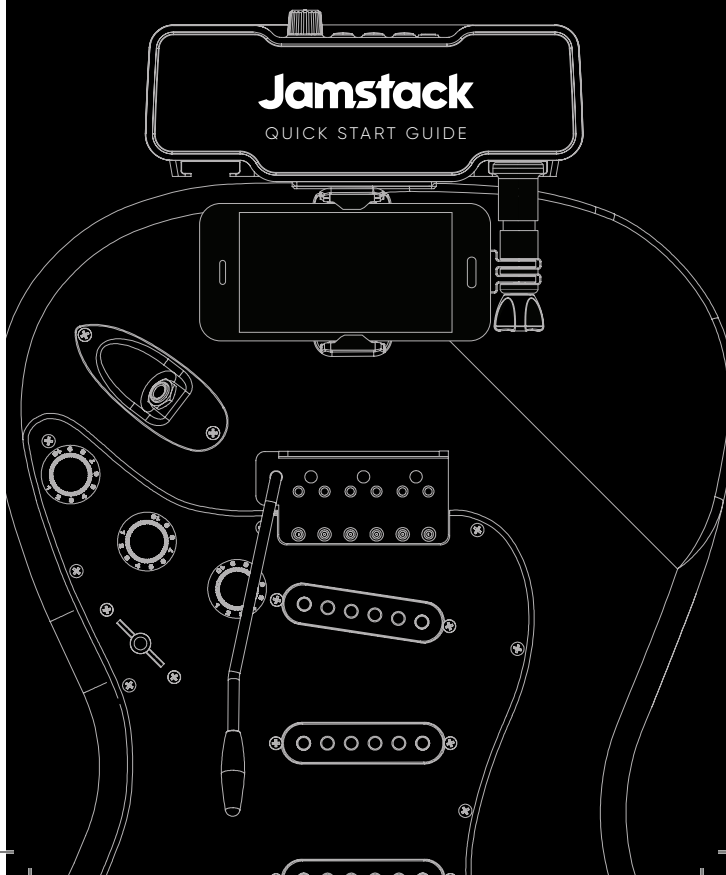


# Jamstack

QUICK START GUIDE





# MAKE WAVES



VIEW THE **VIDEO TUTORIAL** AT  
**JAMSTACK.IO/SETUP**

## CONTROLS

### Bluetooth mode ✱

The Jamstack will enter pairing mode automatically when turned on. Search for "Jamstack" under the Bluetooth settings on your smartphone. To enter pairing mode again, hold the Bluetooth button for four seconds.

### Clean bypass mode ☰

Play without a smartphone and experience a clean, amplified tone.

### Smartphone effects mode ☞

Use your smartphone for effects pedals, recording, looping, and more.

## INVENTORY

**All of the gear you need to make waves is included – just add your guitar.**

- Jamstack amplifier
- Phone mount
- Guitar cable
- Smartphone cables (iPhone, USB-C, Micro-USB)
- Charger & country adapters
- 6 guitar picks
- Carbiner
- 2 extra strap buttons

*To use on thin guitars with small strap buttons*

## SETTING UP

### START

01 - MOUNT THE JAMSTACK

02 - ATTACH YOUR SMARTPHONE

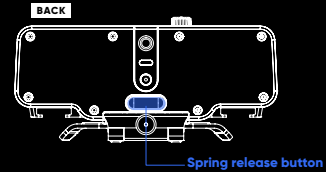
03 - PLUG IN

04 - AMP IT UP

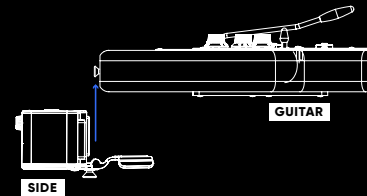
05 - INSTALL SOFTWARE

JAM!

## STEP 01 MOUNT THE JAMSTACK



Press and hold the spring release button.



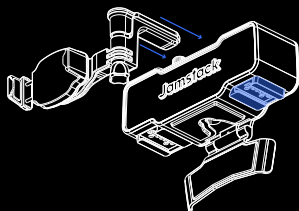
Stretch the Jamstack over the strap button of your guitar as shown.

QUICK START GUIDE

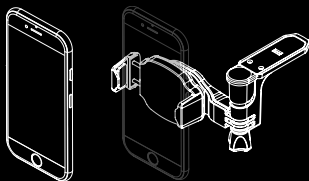
 Jamstack

## STEP 02

### ATTACH YOUR SMARTPHONE



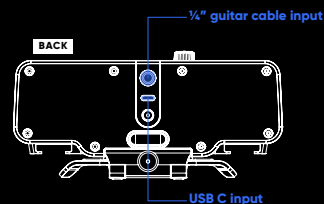
Slide the mount through the track.



Place your smartphone inside the holder.

## STEP 03

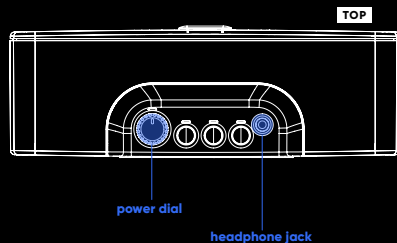
### PLUG IN



Plug the **guitar cable** into your guitar's output jack, and into the **Jamstack's 1/4 inch guitar cable input** jack.

Plug the appropriate **smartphone cable** into your smartphone's port, and into the Jamstack's **USB C input** jack.

**STEP 04**  
AMP IT UP




Turn the **power dial** on and control your volume.  
**You're ready to Jam!**

—

Jam silently using the headphone jack.

**STEP 05**  
INSTALL SOFTWARE



**The Jamstack interacts with dozens of  
iOS and Android apps!**

Scan the QR Code to download a powerful  
and easy to use guitar effects app.

More info at [Jamstack.io/software](https://Jamstack.io/software)

